



Coyote Exclusions, Deterrents and Repellents

Colorado Parks and Wildlife (CPW), Area 5



CPW has compiled this list as a tool for homeowners to utilize when trying to minimize conflicts with coyotes. The following exclusion techniques, deterrents, and repellents were gathered from various internet searches and written source reviews. **CPW has not tested these products for their effectiveness nor endorses any particular product/method.** Residents are encouraged to do their own research on additional tools that may be available.

The following items are allowed by state law. Items that have restrictions, or require permitting, are also mentioned below; however, some of these items may not be allowed by local homeowner's associations or by city and/or county ordinances. Thus, we encourage homeowners to contact their local jurisdictions before utilizing these tools or products.

CPW encourages homeowners to take steps to eliminate attractants, minimize conflicts, and participate in hazing efforts on their properties. We also encourage residents to share this information with neighbors, friends, and their homeowner's associations, since minimizing coyote conflicts is most effective when the entire neighborhood works together.

1.) How can I make my yard less attractive to coyotes?

Hazing efforts, deterrents, and repellents will be more effective on coyotes if coyote attractants are removed or excluded from residential neighborhoods first. Thus, we encourage the following:

- Never feed coyotes! Report neighbors that are feeding.
- Remove all food and water sources from your yard. This may include pet bowls, birdfeeders, fallen fruit, barbecue grills, and trash.
- All trash should be contained in trash containers and stored indoors with secure lids. Trash should not be placed on the curb until the morning of pickup. Encourage your community to utilize wildlife-proof trash containers on school grounds, in parks, and in open space areas.
- Keep cats indoors.
- Pets should be supervised when outside and should only be left unattended when they are secured in a kennel with a covered top.
- Trim vegetation and mow tall grass; remove or thin brush and rubble piles so as to eliminate cover for coyotes and their prey.
- Avoid feeding birds. Coyotes will eat the birdseed as well as the birds and rodents attracted by the feeder.
- Secure livestock and poultry with wildlife-proof fencing with a secured top.

- Completely enclose gardens and compost piles with fencing.
- Seal-up openings under porches, decks, and sheds with welded wire that is buried at least 18 inches below the ground.
- Homeowners can encourage local entities to screen culverts and open drainage systems near homes, schools or trails so coyotes cannot access these areas for potential den sites or thoroughfares.
- Please call for a copy of the brochure titled *Your Guide to Avoiding Human-Coyote Conflicts* for more information.

2.) How can I deter coyotes from my property?

The following items may help repel or deter coyotes away from your yard. Some items are squirted through squirt bottles or placed on rags and placed in the area(s) you want the animal(s) repelled from. Others are just placed out periodically if coyotes begin to frequent an area.

Radios, strobe lights, sirens or odor deterrents may help deter the presence of coyotes:

- *Electronic Guard EG* consists of strobe lights and sirens run by a timer. Produced by the United States Department of Agriculture Wildlife Research Center to protect sheep from coyote predation. http://www.aphis.usda.gov/lpa/pubs/fsheet_faqs_notice/fs_wseguard.html
- Human scent (cologne/perfume). Must be re-applied over time/after rain.
- *The Guardian™* deterrent emits different noise frequencies to ward off unwanted wildlife. <http://www.pestrepellerultimate.com/guardian.htm>
- Ammonia-soaked rags or apply to an area with a squirt bottle. Must be re-applied over time/after rain.
- Motion lighting, strobe lighting, and blinking holiday lights.
- *Scarecrow®*-a motion detector sprinkler system that shoots a three second blast of water when motion is sensed. <http://www.contech-inc.com/>
- Other odor deterrents (such as cayenne pepper or vinegar in water guns or balloons, etc). Must be re-applied over time/after rain.
- *Phantom Deterrent* (lion hiss) – Electronic animal deterrent which emits cougar sounds at timed intervals at night. <http://www.gawebsites.com/buyphantomdeterrents.htm>
- *Grannick's Bitter Apple®* taste deterrent. <http://www.bitterapple.com/>



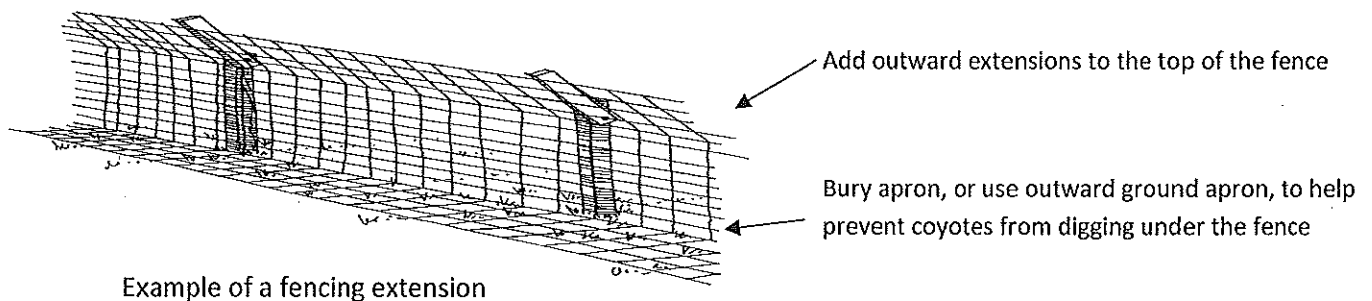
Scarecrow®

- *Ropel* spray- to help reduce damage caused by chewing or gnawing animals, rodents and birds.
<http://www.nixalite.com>
- Wildlife Deterrent Recipes:
 - Wildlife Repellent Recipe by Carol Martino: 1 whole Spanish onion, 1 jalapeno pepper and 1 tablespoon cayenne pepper. Chop up onion and pepper and mix all ingredients together. Boil in 2 quarts of water for 20 minutes. Let cool. Strain water into a container. Spray areas outside where you want wildlife deterred.
 - Magic Formula by Jerry Baker: 8 oz. of any liquid dish soap, 8 oz. of castor oil and one gallon of water. Combine Castor oil and soap until well mixed, then add to one gallon of water and spray entire area in which you want wildlife deterred.
 - Lora's recipe: Combine bottle of distilled vinegar and Tabasco Sauce. Spray entire area in which you want wildlife deterred or place out on rags.

3.) Can I keep coyotes out of my yard?

Coyotes are incredibly intelligent and adaptable and keeping them out of a yard is extremely difficult. However, by minimizing attractants and utilizing exclusion techniques, their access can be minimized:


- A six-foot fence may discourage coyotes from entering your yard but it will not fully exclude them.
- A six-foot fence can be improved upon in two ways. First, add a buried apron, approximately 18 inches deep, so coyotes can't dig under. Secondly, add a roller (see Coyote Roller below) or fence extension. Fence extensions can prohibit coyotes from jumping over a 6-foot fence. The top of the fence should consist of woven-wire extending out from the top of the fence approximately 15 inches.



- Close all pet doors at night to exclude coyotes, and other wildlife, from your house.
- Utilize dog runs/kennels with a covered top.

- *Coyote Roller*- Rollers that can be applied to the top of a six foot fence to eliminate a foot-hold necessary for coyotes to clear the fence.

<http://www.coyoteroller.com/home>



The Coyote Roller

4.) How do I haze coyotes out of my yard/away from me?

Scare/haze coyotes out of your yard or away from you if they approach too closely. Hazing efforts will be less effective on coyotes if attractants are not removed or excluded. Share this information with neighbors, friends and your homeowner's association since hazing efforts are most effective when the entire neighborhood works together. If you are removing attractants and hazing coyotes from your property, but your neighbor is attracting coyotes, your efforts will be futile. The below items are most effective if multiple and various techniques are employed:

- If you are approached by a coyote, do not run or turn your back on it. Be as big and loud as possible.
- Wave arms and yell in an authoritative voice.
- Turn on sprinklers or spray coyotes with a garden hose.
- Spray coyotes with a water gun filled with water or vinegar.
- Throw rocks, sticks, tennis balls or anything else you can find.
- Bang pots and pans together.
- Sling a rock using a slingshot.
- Turn on flood lights.
- Shake or throw a *Coyote Shaker*, which is a soda can filled with pennies or pebbles and sealed with duct tape.



Slingshot

<http://www.ci.paradise-valley.az.us/index.aspx?NID=105>

- Make noise with an air horn, whistle, starter pistol or other noise maker.
- Spray coyote with pepperspray. Read all warning labels before use.
- Spray coyote with citronella spray such as the *Sprayshield™* product.

<http://www.premierpet.com/>




Sprayshield™

- Utilize a paintball gun to scare them off. The intent is to scare, not injure them. An injured coyote can cause more conflicts in your neighborhood.

5.) How can I protect my pets from coyotes?

Keep pets on a leash



- See all above recommendations for additional ideas.
- Remove all attractants from your yard (see section #1).
- Utilize exclusionary fencing (see section #3).
- Walk pets on a 6 foot leash at all times.
- Keep cats indoors. If you choose to have outdoor cats (not recommended), install cat posts (see below) and bring cats inside at night.
- Install cat posts for outside cats. Posts should be at least 7 feet tall and made out of a material that a cat can climb, with enough space on top for the cat to sit.
- Pets should not be left unattended outside unless in a kennel with a secured top.
- Close all pet doors at night to exclude coyotes, and other wildlife, from your house.
- Do not allow your pets to “play” or interact with wildlife.

6.) What should I do if I am concerned about encountering a coyote?

Coyotes live statewide and you may encounter one anywhere. Be prepared!

- Be alert of your surroundings and keep children and pets nearby.
- Know what to do if a coyote approaches you (see section #4).
- Plan activities during daylight hours when coyotes are less active.
- Walk with a walking stick.
- Keep a deterrent spray handy.
- Carry a noise maker or rocks to throw.
- Avoid known or potential den sites and thick vegetation.

7.) What do I do to protect my livestock from coyotes?

Corrals, high fencing, electric fencing, pasture selection, herders, and guard animals (llamas, donkeys, and guard dogs) may help with livestock protection. A more detailed list of tools for livestock protection can be obtained through the Department of Agriculture or by calling CPW and requesting a mailing with more information specific to managing coyotes on agricultural lands.

8.) What lethal control methods are available for coyotes?

Some of these items may not be allowed by local homeowner's associations or by city and/or county ordinances. Thus, we encourage homeowners to contact their local jurisdictions before utilizing these tools or products. Any lethal control should target the specific coyote, or group of coyotes, causing the damage. Please contact a CPW office to request the handout titled *Nuisance Wildlife Laws in Colorado*. This handout covers the state laws in regards to lethal control of nuisance wildlife.

CPW classifies coyotes as a small game and furbearer species and can be hunted year round with an unlimited bag and possession limit. Please contact a CPW office to request a copy of the current *Small Game Brochure*.

When causing damage, coyotes can be taken on private lands without a hunting license. The information below is intended to provide property owners (which can include private property owners, homeowner's associations, park jurisdictions, municipalities and counties), and their agents, with tools that may be available to them if lethal control is desired:

- Live trapping followed by lethal control -- Relocation is not allowed
- Shooting -- firearms/archery
- Calling and shooting -- can use electronic or mechanical calls to lure coyotes within range
- Gas cartridges for den removal -- must meet human safety or agriculture exemptions under state law and have appropriate permit: contact the Department of Agriculture for more information
- Sodium Cyanide used in M44 ejector device -- must meet human safety or agriculture exemptions under state law and have appropriate permit: contact the Department of Agriculture for more information
- Leghold traps followed by lethal control/shooting -- must meet human safety or agriculture exemptions under state law and have appropriate permit
- Snares followed by lethal control/shooting -- must meet human safety or agriculture exemptions under state law and have appropriate permit

9.) What can I do if there is a coyote den nearby?

If the den is located in open space/park lands: Notify the managing authority for that property so they are aware of the coyotes' presence. Whoever manages the land can make the determination on whether they want the den on their property or not. (Please note: coyotes hazed from their den site(s) will likely find/create another den in close proximity which could be in a worse location than the first.) CPW can provide signs that entities can post to notify people that coyotes are active in the area.

If the den is located on private property: The homeowner makes the determination on whether they want the den on their property or not. The landowner may choose to leave the den alone or haze the coyotes out of the area and then destroy the den once the coyotes leave it.

For evicting coyotes from a den, use any legal hazing or deterrent method that will make the coyotes feel unsafe and unwelcome. Coyotes typically choose dark, quiet and safe areas, thus methods that disrupt these elements can be effective. Deterrents are typically most effective when applied in the evening, since coyotes are most likely to move their young dusk through dawn. Ideas on deterrents to use by the den may include:

- Placing bright lights by the den opening at night.
- Throwing dog scat, or rags/tennis balls soaked in a deterrent such as ammonia, into the den opening.
- Placing a loud radio (or other sound producing device) by the den entrance.

Be persistent...It may take several days for the coyotes to leave. Once the property owner believes the coyotes are gone, the area outside the den opening can be saturated with water or covered in powder (talcum powder, flour, etc). Once no tracks are observed going in or out of the den for a day or two, the den openings can then be filled in.

If the coyotes are causing damage, the landowner may choose lethal control (see section #8).

10.) How can I get additional information?

For questions or information, please contact your local CPW office. The CPW Northeast Regional Office covers the Denver Metro Area (Area 5) and the Northern Front Range and can be reached at (303) 291-7227. You can also visit our website at www.wildlife.state.co.us. Additional CPW coyote materials you can request include:

- *Your Guide to Avoiding Human-Coyote Conflicts*, (CPW NE Regional Service Center Brochure, 2009)
- *Nuisance Wildlife Laws in Colorado*, (CPW handout, Area 5)
- *Most Commonly Asked Questions About Urban Coyotes*, (CPW handout, Area 5)
- *Small Game Brochure*, (CPW annual hunting brochure)
- *Coyote Home Audit Checklist*, (CPW handout, Area 5)

